
















# Lettuce Lake Conservation Park




*Conservation  
and  
Environmental Lands Management  
Department*

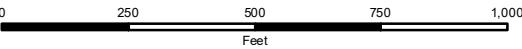
[HCFLGov.net](http://HCFLGov.net)  
813-987-6204

## LEGEND

- |  |   |
|--|---|
|  Park Entrance  |  Park Bench        |
|  Park Boundary  |  Playground        |
|  Paved Road     |  Observation Tower |
|  Paved Sidewalk |  Exercise Station  |
|  Parking        |  Canoe Launch      |
|  Restroom       |  Visitor Center    |
|  Shelter        |   |

## PUBLIC TRAILS

-  Hiking Trail - 1.2 miles
-  Hammock Trail - 1.3 miles
-  Boardwalk - 0.8 miles



*\*Navigate map with a mobile map app, such as Avenza\**