



**Hillsborough  
County Florida**

**Head Start/Early Head Start  
2020-2021  
ANNUAL REPORT**



**Head Start/Early Head Start  
Lee Davis Community Resource Center  
3402 N. 22ND Street  
Tampa, FL 33605  
(813) 272 5140**

## TABLE OF CONTENTS

DIRECTOR’S MESSAGE .....	3
PROGRAM OVERVIEW .....	5
PROGRAM PLANNING AND MANAGEMENT .....	5
PROGRAM GOALS .....	6
ENROLLMENT BY ELIGIBILITY TYPE .....	6
DAILY ATTENDANCE .....	7
DIVERSITY IN HILLSBOROUGH HEAD START CHILDREN .....	8
EDUCATION LEVEL OF PARENTS.....	8
EMPLOYMENT/TRAINING STATUS OF PARENTS .....	9
PARENT ENGAGEMENT .....	10
TRANSITIONING CHILDREN TO KINDERGARTEN.....	10
HEALTH AND SAFETY COVID – 19 2020-2021 .....	11
HEALTH SERVICES .....	12
REQUIRED HEALTH SCREENINGS.....	13
IMMUNIZATION STATUS.....	14
DENTAL SERVICES OUTCOMES.....	14
DISABILITY SERVICES .....	15
NUTRITION OUTCOMES.....	15
WEIGHT CLASSIFICATION .....	16
MENTAL HEALTH.....	17
SCHOOL READINESS OUTCOMES .....	18
DIGITAL READING PLATFORM.....	21
FISCAL ACCOUNTABILITY: .....	21
PROGRAM ACCOMPLISHMENTS AND ACCREDITATIONS .....	23
COMMUNITY INVOLVEMENT AND PARTNERSHIPS:.....	23
LOOKING AHEAD .....	25



## DIRECTOR'S MESSAGE

For the past 58 years the Hillsborough County Board of County Commissioners Head Start Program has delivered exemplary services to the Hillsborough County community and has recorded successful outcomes year after year. During the 2020-2021 program year, these expected outcomes and accomplishments were significantly challenged by the COVID – 19 pandemic in unimaginable ways in every aspect of our personal and professional lives, as well as those we serve. The uncertainties, driven by the pandemic, impacted all areas of our program, enrollment, attendance, financial, health and safety, mental health, and the delivery of educational services. Our program was forced to find creative and innovative ways to deliver comprehensive support services to children and families while recognizing the unique needs of each family. Team members kept abreast with the changing demands and continuously pivoted to implement technology-based solutions to offer general service delivery for children and families.

I must say thanks to the Hillsborough County Head Start staff and our delegate partners for an amazing job in response to the pandemic. Your commitment and dedication were unwavering and allowed us to provide services while maintaining safety as our top priority. Hillsborough County Head Start/Early Head Start continues to strive for excellence by employing and developing committed staff and working with community partners. This commitment empowers us to provide support for our children and families as they journey to self-sustainability and community prosperity. As we continue to strive to bring normalcy to the unsettling situation brought on by the COVID 19 pandemic, it remains a privilege to serve the children, families, and communities throughout Hillsborough County. We are extremely proud of all staff and families who have worked together over this past school year. We look forward to an even better 2021 - 2022 School Year!

## Hillsborough County Board of County Commissioners



Front Row, L-R: Kimberly Overman (District-7); Mariella Smith (District-5)  
Back Row, L-R: Ken Hagen (District-2); Harry Cohen (District-1);  
Pat Kemp (District-6); Gwen Miller (District -3); Stacy White (District-4)

## Head Start Policy Council Executive Board Members

2020-2021 Officers	
POSITION	NAME
Policy Council Chair	Gabriel Brown
Policy Council Co-Chair	Eloy LaSanta
Policy Council Treasurer	Kimberly Hernandez
Policy Council Secretary	Bridget Jackson-Hamilton
Policy Council Parliamentarian	Celeste Hayes

## PROGRAM OVERVIEW

Hillsborough County Head Start/Early Head Start is an exemplary early childhood program that partners with families and the community to build a foundation for self-reliance. We provide quality educational opportunities for ALL children and their families in a safe and nurturing environment. We employ qualified caring staff committed to the social, emotional, and physical well-being of all children.

For more than 58 years, the Hillsborough County Head Start Program has been governed by the Hillsborough County Board of County Commissioners (BOCC). The program is a 44-million-dollar operation that has successfully prepared at-risk children for successful entry into the school system by providing them with comprehensive educational services, family services, social services, health services, and mental health services, as well as two-thirds of their daily nutritional needs. As the Grantee, Hillsborough County BOCC contracts with three Delegate agencies to provide services: Hillsborough County Public Schools (HCPS) for Head Start services; Tampa Metropolitan Area YMCA (YMCA) and Lutheran Services Florida (LSF) for Early Head Start services. All service sites are in targeted poverty areas throughout unincorporated Hillsborough County and within the cities of Tampa, Temple Terrace, and Plant City.

The Hillsborough County's Head Start Program is one of the largest in the Southeastern United States. In the Program Year 2020-2021, Hillsborough County Head Start was funded to serve 3,474 children and pregnant women. This included: 3,071 Head Start children, 343 Early Head Start infants and toddlers, and 24 pregnant women. Cumulatively, services were provided to 3,028 children and families and 42 pregnant women for a total of 3,070 during the 2020-2021 school year, compared to 4,205 and 47 respectively in 2019-2020, representing a decrease of 1,182 or 28%. The decrease in enrollment program-wide was due mainly to the COVID - 19 pandemic. The following program options offered were:

- Full-day /full-year center-based Head Start program for parents who are working or enrolled in an education or job-training program, serving 1,295 children in nineteen (19) County-operated facilities and four (4) contracted childcare partners (Easter Seals, R' Club, Kings Kids, and Bible-Based) throughout Hillsborough County.
- Full-day/part-year center-based Head Start serving 1,812 children in a delegate agency, Hillsborough County Public Schools (HCPS), in 60 elementary school sites.
- Full-day/full-year center-based Early Head Start serving 167 children in five County-operated facilities and two contracted childcare partners, Bible-Based and King's Kids Academy.
- Full-day /full-year family childcare home-based Early Head Start serving 200 children in two delegate agencies (Lutheran Services Florida and Tampa Metropolitan Area YMCA).
- Expectant Parent Program for 24 women.

**Our Agency's Vision** "Build a Family, build a community: Success starts with Head Start!"

**Our Mission Statement** "To provide an exemplary early childhood program that partners with families and the community to build a foundation for self-reliance by providing quality educational opportunities for ALL children and their families in a safe and nurturing environment. We employ qualified and caring staff committed to the social, emotional, and physical well-being of all children."

## PROGRAM PLANNING AND MANAGEMENT

The Hillsborough County Head Start Program operates based on a data-driven planning and decision-making model which ensures that our approach remains responsive to the needs of the children and

families we serve. To assist us in achieving this, on an annual basis we prepare a comprehensive community assessment and a self-assessment of the performance of our programs. Our Community Assessment provides an analysis of the community needs and the resources available to low-income families and priority children populations in the Hillsborough County Head Start/ Early Head Start program service area. The report describes the context in which Head Start/Early Head Start Programs operate and is useful for ensuring that the correct services are provided to the appropriate population. The community assessment and the self-assessment informs the dynamic strategies which we implement towards the achievement of our broad program goals.

## **PROGRAM GOALS**

The current 5-year strategic plan and grant renewal application reflects the following broad program goals for the Hillsborough County Head Start / Early Head Start program. The goals were written with a vision and drive for excellence in outcomes for children and families in the areas of school readiness, health and nutrition, support for special needs populations, and effective parent and community engagement.

Goal #1: Hillsborough County Head Start / Early Head Start (Hillsborough One) will be recognized among the nation's leading early childhood education services provider developing the social and emotional skills of our children and families to ensure that they transition to the elementary school system ready to learn, and to attain self-reliance, and community prosperity.

Goal #2: Hillsborough County Head Start / Early Head Start (Hillsborough One) will be the County's champion for families, advocating to ensure that all enrolled parents are meaningfully involved in their child's development and that families will overcome all health, oral health, mental health, and nutrition barriers that could delay their future growth, development, and achievement of personal or community prosperity.

Goal #3: Hillsborough County Head Start / Early Head Start (Hillsborough One) will develop and maintain high-quality learning environments and facilities that will serve as models for all Head Start programs nationally. Hillsborough County Head Start / Early Head Start Program will ensure that service sites are strategically located in geographic areas of the County that are easily accessible to the children and families who need them most.

Goal #4: Hillsborough County Head Start / Early Head Start (Hillsborough One) will implement core business strategies that will support industry-leading, administrative, fiscal, and technology-driven systems that will track and ensure outcomes and accountability to all stakeholders.

This annual report and the presented statistics will provide insight on program progress towards the program goals as outlined above.

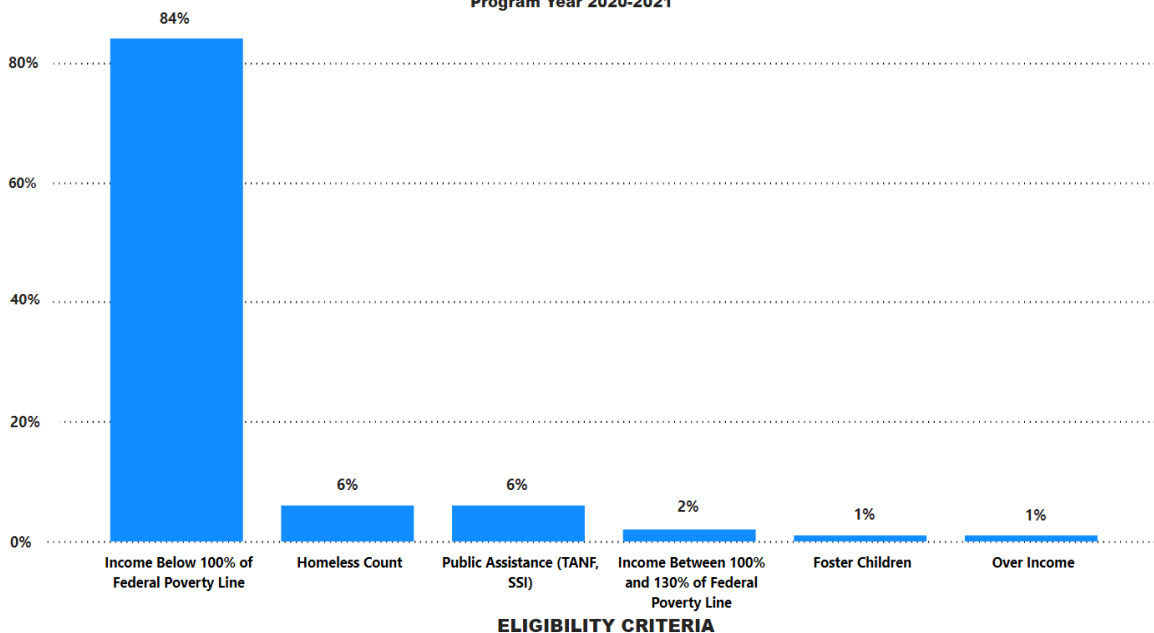
## **ENROLLMENT BY ELIGIBILITY TYPE**

The Head Start/Early Head Start program in Hillsborough County begins its recruitment and enrollment process in the spring before the start of each new school year. Eligibility is determined by a variety of factors. Children are accepted into the program on a point system that uses the criteria of income, parental status, age, foster care, homeless, special needs, and other situations. As noted below, 84

percent of the children served in Head Start and Early Head Start program-wide were determined to be eligible based on a household income below 100 percent of the federal poverty line. The table below displays eligibility status by categories for the 2020 -2021 program year. All efforts are made to recruit and enroll families with the greatest needs within our service area.

#### TOTALS PER ELIGIBILITY CRITERIA

Program Year 2020-2021



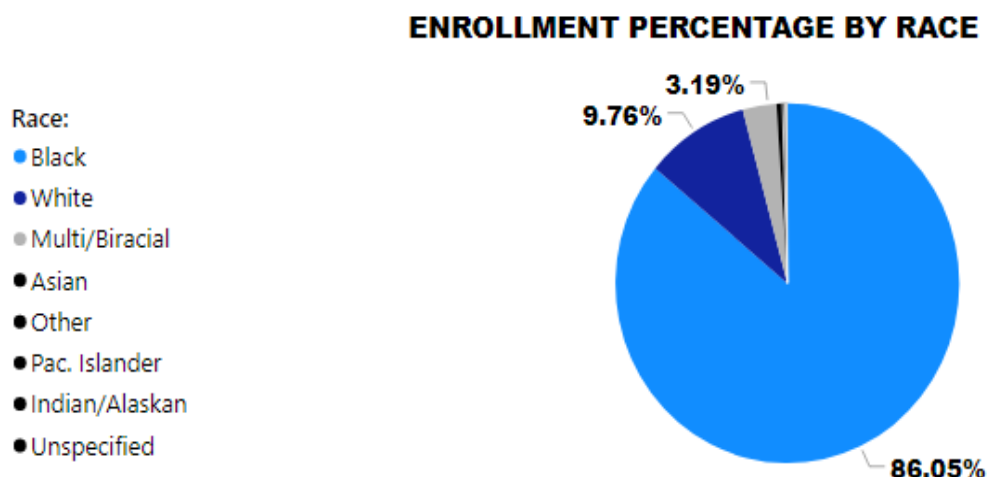
## DAILY ATTENDANCE

All Head Start programs are required to maintain Average Daily Attendance (ADA) of 85 percent or more. As the chart below illustrates, collectively all Head Start and Early Head Start Programs exceeded the ADA requirements for all the months of the school year. Attendance during the 2020-2021 program year was based not only on physical presence in classrooms but also online participation via various digital platforms. To meet the needs of children not in attendance during the COVID pandemic, the Case Managers maintained direct contact with families and children to provide services by delivering material and supplies to doorsteps and using Apple FaceTime and Microsoft Teams to keep in touch with these families.

Average Daily Attendance – Program Year 2020-2021					
Month	Average Daily Attendance %		Month	Average Daily Attendance %	
	Head Start	Early Head Start		Head Start	Early Head Start
August 2020	100%	100%	February 2021	94%	96%
September 2020	97%	97%	March 2021	93%	95%
October 2020	97%	97%	April 2021	94%	95%
November 2020	95%	96%	May 2021	93%	95%
December 2020	94%	96%	June 2021	91%	93%
January 2021	94%	97%	July 2021	91%	95%
Head Start Average Attendance		Early Head Start Average Attendance	Combined Average Attendance		
94%		96%	95%		

## DIVERSITY IN HILLSBOROUGH HEAD START CHILDREN

The program embraces the ethnic, cultural, and linguistic diversity of the community and builds upon the skills and culture that each child and their family bring to the program. The chart below is a representation of the children served by race during the 2020-2021 program year. Though the percentage is skewed towards Black, the statistic does indicate that the program serves families from over eight different racial backgrounds and reflects the composition of the targeted population and the selection criteria.



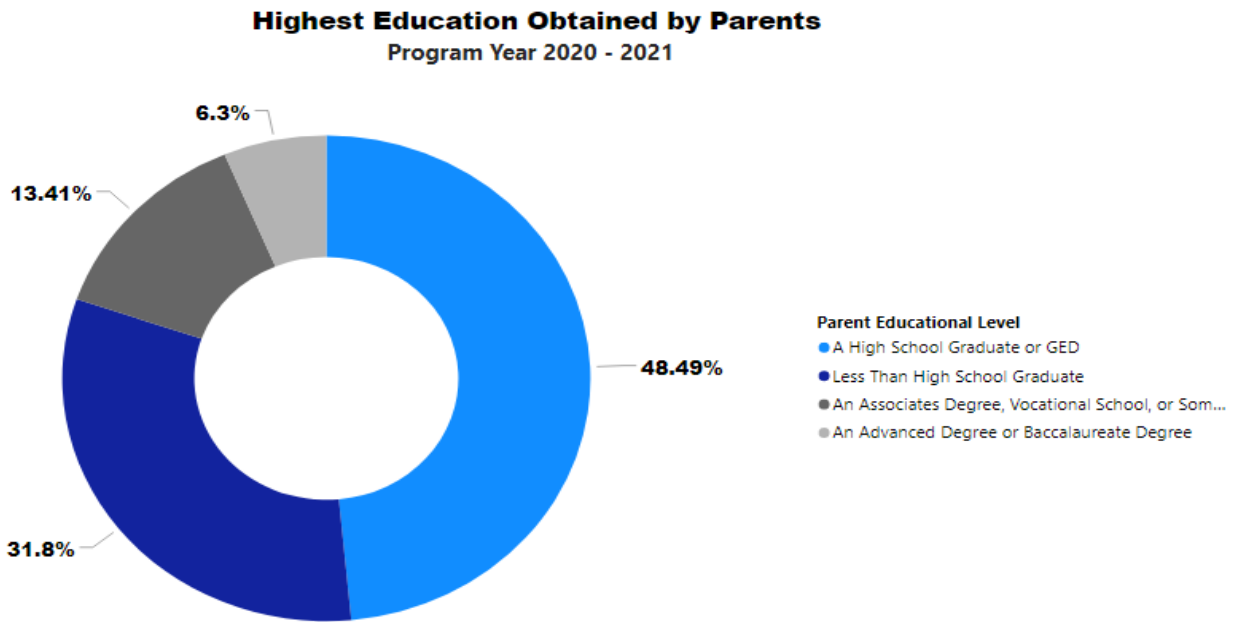
## EDUCATION LEVEL OF PARENTS

Parents of the children enrolled in Hillsborough County Head Start and Early Head Start Programs are encouraged and supported to maximize their potential for self-reliance through a goal-setting process which establishes formal Family Partnership Agreements (FPA) between each family and their Case Manager. The FPA is developed with each family to include goals in areas such as parenting, employment, health and housing, as well as educational and vocational aspirations.

During the 2020-2021 school year, 69 percent of the parents enrolled had achieved a high school diploma or GED, an associate degree, a vocational certification, a baccalaureate or an advanced degree. Approximately 31 percent of the families had less than a high school diploma or GED as noted below. The program encouraged and partnered with the families to ensure that the percentage of non-high school graduates enrolled in the program would decrease by the end of each program year. This effort typically

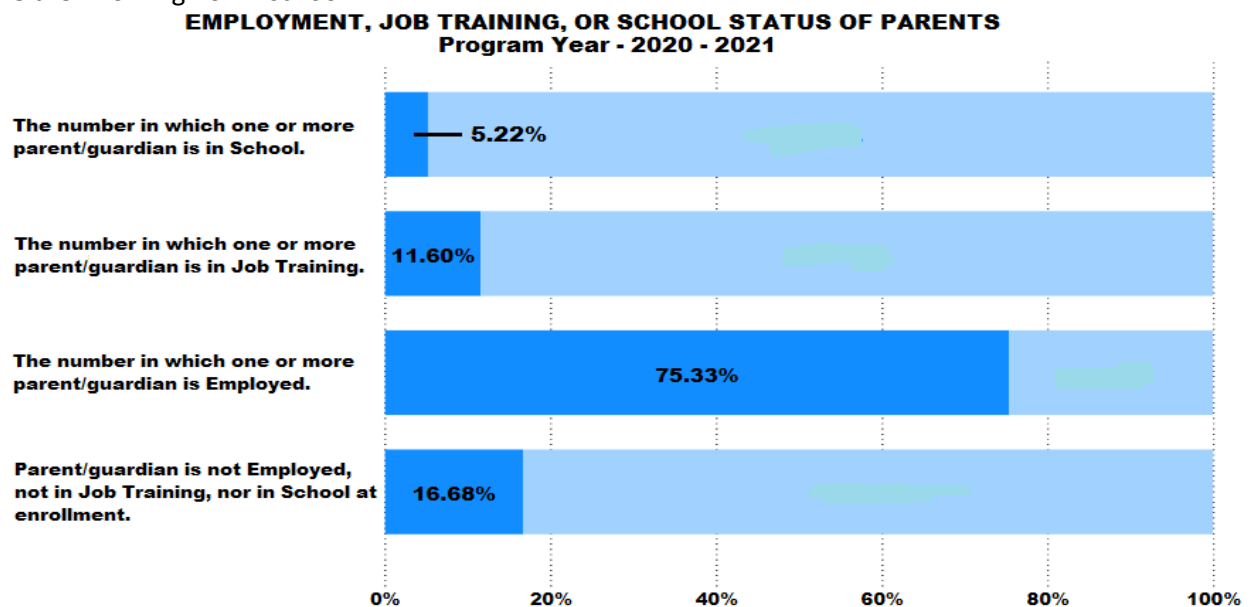


includes partnership with various community organizations to offer GED programs to parents; however, this effort was constrained due to the effects and restrictions brought on by the COVID – 19 pandemic.



## EMPLOYMENT/TRAINING STATUS OF PARENTS

The program's goal is for enrolled families to remain or become gainfully employed and move towards self-sufficiency. During program year 2020 – 2021, there were 2,931 families participating program-wide. As shown in the graph below, 75 percent of the parents were employed, 12 percent were in job training, 5 percent were attending school and 17 percent of the families were neither employed, in job training, nor attending school. As we continue to meet parents where they are and encourage families towards self-sufficiency, our goal is to reduce from 17 percent to zero percent the number of families who are neither working nor in school.



## PARENT ENGAGEMENT

Our Head Start program focuses on effective parent engagement and parent services to close the achievement gap and produce positive child outcomes. We assist families by educating and empowering them to meet their goals, interests, and needs through direct assistance. The cumulative enrollment during program year 2020-2021 was 3,070; of this total, 2,419 families received at least one of the following services. The table below shows service delivery to families in 18 service categories and further displays each category as a percentage of cumulative enrollment for the program year.

Service Categories as a percent of cumulative enrollment ( 3,070 )	Totals	Percentage
Total Number of Families Receiving Services	2419	79%
Emergency/crisis intervention (such as food, clothing, or shelter)	658	21%
Housing assistance subsidies, utilities, repairs, etc.	683	22%
Asset building services	630	21%
Mental health services	204	7%
Substance Misuse Prevention Services	52	2%
Substance Misuse Treatment Services	5	0.2%
English as a Second Language (ESL) Training	200	7%
Assistance in enrolling in an education or job training program	1062	35%
Research-based parenting curriculum	682	22%
Involvement in discussing their child's screening, results, and progress of their child's assessment	729	24%
Supporting transitions between programs (i.e. EHS to HS to Kindergarten)	927	30%
Education on preventative medical and oral health	1061	35%
Education on health & development consequences of tobacco use	204	7%
Education on nutrition	1066	35%
Education on postpartum care (i.e. breastfeeding support)	78	3%
Education on relationship/marriage	156	5%
Assistance to families of incarcerated individuals	6	0.2%

## TRANSITIONING CHILDREN TO KINDERGARTEN

Kindergarten readiness is a high priority for the Head Start program. In January of each school year, the kindergarten transition process begins by meeting parents to provide information updates and a transition packet. In addition to the information and packets provided, the Family Engagement team also facilitates parent and child introductory visits to the elementary schools. Due to the impact of the COVID pandemic, planned visits to the elementary schools for the 2020-2021 school year were not completed as in previous years. Although this activity did not occur, the program hosted seven virtual transition conferences in center clusters with representatives from Hillsborough County Public Schools (HCPS) attending, providing the parents with information and expectations regarding kindergarten transitions. There were 189 parents who attended the virtual transition conferences and 285 parents who did not attend. For the parents who were unable to attend the virtual transition conference, the Case Managers met virtually or face to face to review the transition information shared by the HCPS representative.

Parent Kindergarten Transition Survey				
The number of Children Transitioning: 474				
The number of Surveys Completed by Families: 423				
Description	Yes	Some	No	Yes %
Child Growth and Development				
Is your child able to make more independent choices?	379	39	2	90%
Is your child more willing to share and help at home?	383	36	2	91%
Do you talk to your child about what they are learning in e-learning or in person?	372	44	4	89%
<b>**Overall Scores for Child's Growth and Development**</b>	113	119	8	90%
Strengthening Family Relationships				
Do you find you are spending more time with your child?	348	68	4	83%
Did you find the information provided during this program year helpful to you?	349	59	10	83%
Did you learn more about your child's academic and social/emotional development?	353	55	12	84%
Did you find the parent involvement information provided to you of interest?	343	66	8	82%
Do you feel you gained tools or strategies to assist you in improving your parenting skills?	352	51	14	84%
<b>**Overall Scores for Strengthening Family Relationships**</b>	1745	299	48	83%
Children's Educational Services				
Has your child shown progress in working with the virtual education platforms	247	125	47	59%
Do you feel your child is prepared for school?	330	80	10	79%
Did you feel welcomed and respected by the Head Start staff?	401	16	2	96%
<b>**Overall Scores for Children's Educational Services **</b>	978	221	59	78%
Linking Children and Families to Needed Community Services				
Have you made some progress towards meeting family goals and needs?	326	85	7	78%
Do you feel Head Start staff responded when asked for assistance?	384	29	4	92%
If you were directed towards a referral agency, did the services match your needs/expectations?	322	32	28	84%
Did the referral agency treat you with understanding and respect?	341	28	13	89%
<b>**Overall Scores for Linking Children and Families to Needed Community Services</b>	1373	155	71	86%
<b>Overall Family Outcomes Average Positivity Score of the Assessment Questions</b>				<b>84%</b>

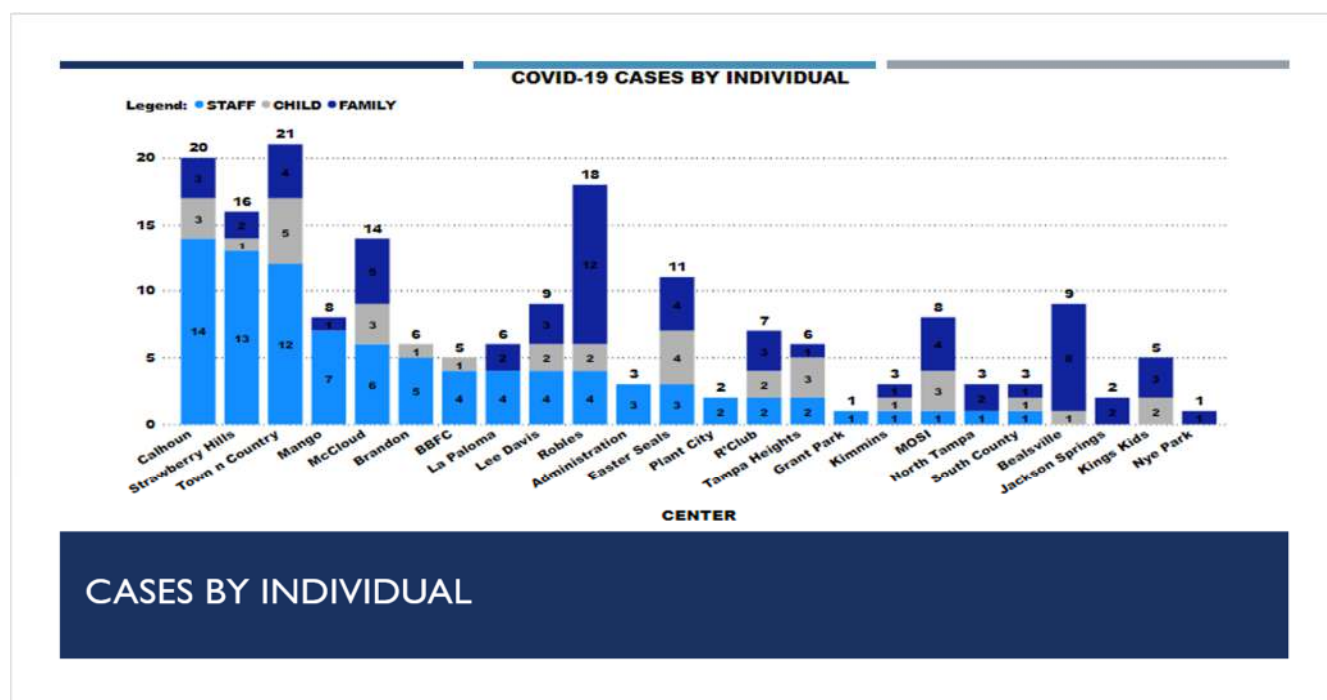
Each program year and before the children transition to kindergarten, the parents are asked to complete a Parent Survey which assesses their experience while their child was enrolled in the program. For the program year 2020-2021, Hillsborough County Head Start had 474 children transition to kindergarten with 423 (91%) parents completing the survey. In the table above are the outcomes of the 2020-2021 Parent Survey. The table categorizes the responses to each survey question and displays the positivity rate of responses as a percentage of the total responses to each question. The lowest performance outcome, of 59 percent was on the question *"Has your child shown progress in working with the virtual education platforms?"* This question is under the category of *Children Education Services*. In the remaining areas, the positivity rate ranged from 78 percent to 91 percent. The overall positivity rate to the survey was 84%.

## HEALTH AND SAFETY COVID – 19 2020-2021

To prepare for and ensure the safety of the children, staff, and families during the COVID – 19 pandemic, Hillsborough County Head Start staff collaborated with the Hillsborough County Department of Health to develop health and safety procedures for the centers. In transitioning from virtual to brick-and-mortar service, we followed a strict safety plan, taking all precautions to mitigate against the transmission and spread of the COVID-19 virus. Although providing services to the children and families during a pandemic

was a monumental challenge, our children received the benefit of in-person services through the 2020-2021 school year. Despite the pandemic, services were provided to over 2,800 children.

#### Number of COVID – 19 cases Head Start Locations

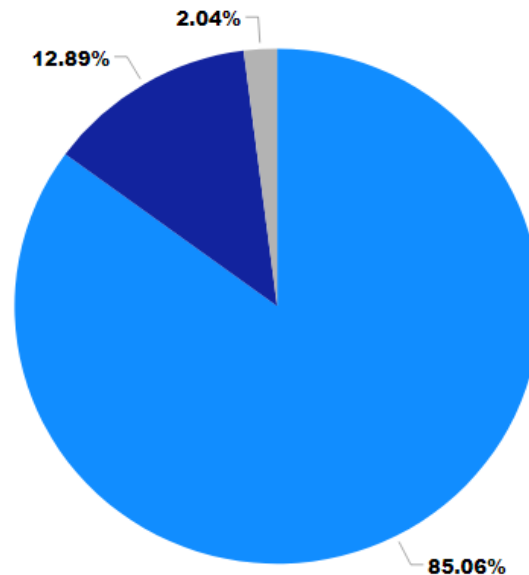


## HEALTH SERVICES

Hillsborough County Head Start and Early Head Start program acknowledges the importance of monitoring children's health needs and further ensuring that each child enrolled has an ongoing source of continuous health care. The following chart shows that 85 percent of the children program-wide had an ongoing source of continuous health care; however, 12.89 percent of the children enrolled had no health insurance at enrollment. This was primarily due to some of the parents not renewing or obtaining their Medicaid benefits because of the pandemic.

## Insurance Status at Enrollment - Program Year 2020 -2021

Insurance Status at Enrollment ● Health Insurance - Medicaid and/or CHIP ● No Health Insurance ● Health Insurance - State-Only Funded, Private, and/or Other Insurance

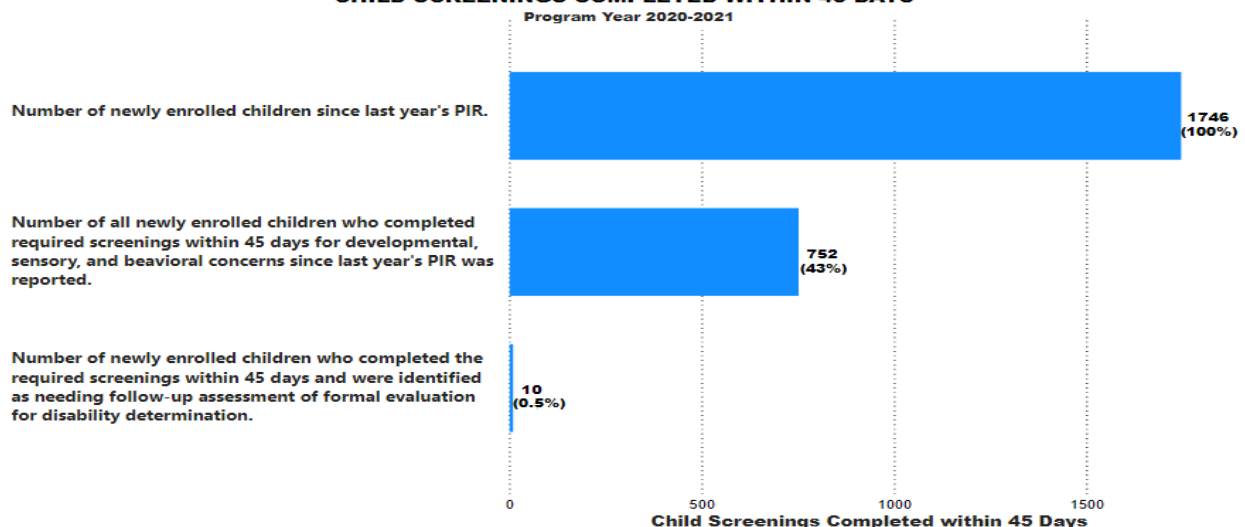


The program continued to provide funding to cover healthcare costs for all children with and without insurance and worked with parents to identify available health care resources.

## REQUIRED HEALTH SCREENINGS

The following chart shows the number of newly enrolled children program-wide who received child health screenings within 45 days for the 2020-2021 program year. The Office of Head Start mandates that certain health-related activities must be tracked and completed within certain specified periods. The program has made every effort to ensure that children are connected to a healthcare service provider or have established a medical home to receive age-appropriate health assessments as recommended.

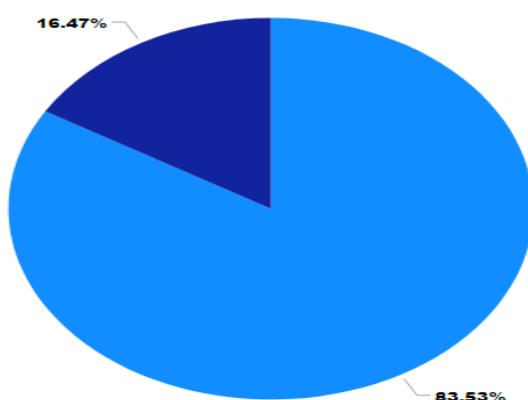
### CHILD SCREENINGS COMPLETED WITHIN 45 DAYS



## IMMUNIZATION STATUS

The following chart shows the program-wide immunization status of children at the beginning of enrollment for the Program Year 2020-2021. Maintaining immunization is critical to preventing outbreaks and ensuring the health of children. Approximately eighty-three percent of the children were up to date on the Early and Periodic Screening Diagnostic and Treatment (EPSDT) scheduled. On an annual basis the program works with families to ensure that the requirements of the Performance Standards are met. This activity was specifically challenging against the backdrop of the COVID – 19 pandemic.

**Immunization Status at the Beginning of Enrollment**  
Program Year 2020 - 2021

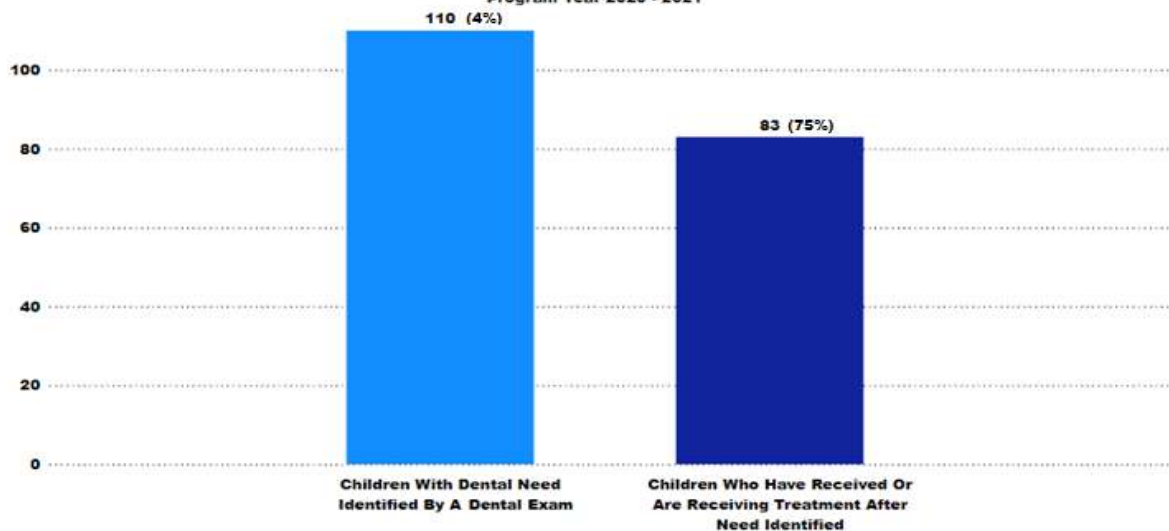


Immunization Status: ● Complete and/or Up to Date Immunizations for All Ages ● Incomplete

## DENTAL SERVICES OUTCOMES

The following graph shows the numbers and percentages of the newly enrolled children with identified dental care needs and those who have received, or are receiving, treatment.

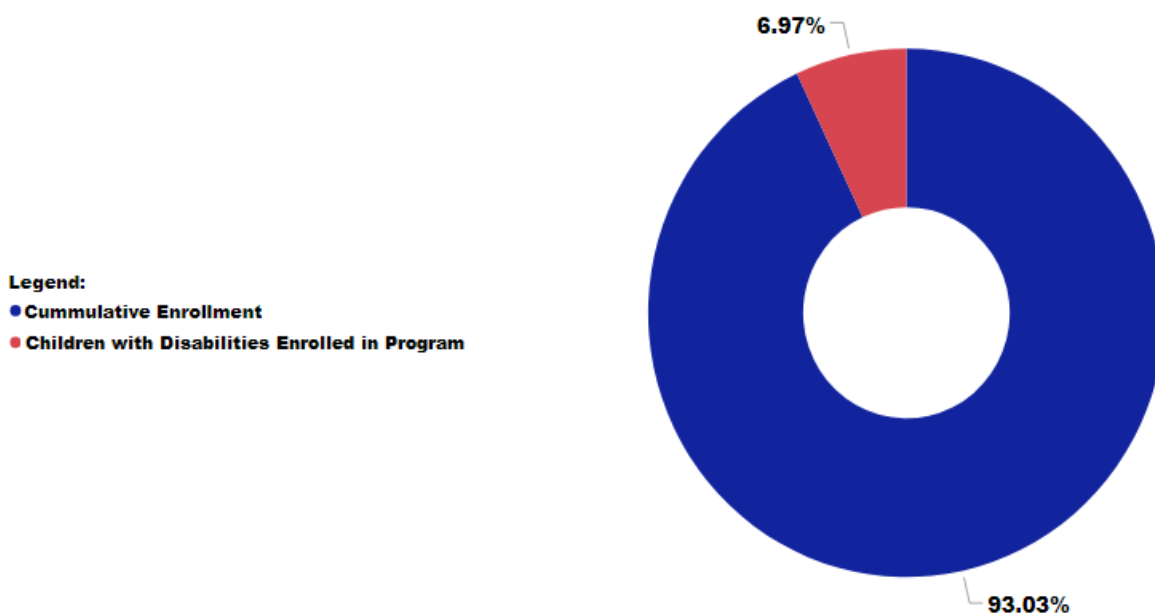
**Newly Enrolled Children Identified with Dental Care Needs**  
Program Year 2020 - 2021



## DISABILITY SERVICES

The program screens all children for the overall development of sensory, auditory, behavioral, motor, language, social, cognitive, perceptual, and emotional skills within 45 days of enrollment. To support this effort the program has an interagency agreement with the Hillsborough County Public Schools Early Childhood Special Education Program and a service agreement with University of South Florida, Early Steps. Head Start Program Performance Standards mandates that ten percent (10%) of the total enrollment must be children with disabilities. The following chart shows the program-wide percentage of children with disabilities enrolled in the Hillsborough County Head Start/Early Head Start Program at the end of the 2020-2021 program year. Despite the programs best efforts with the extended duration of the pandemic, the program did not attain the ten percent (10%) disability enrollment target which was 6.97% for the program year.

**Disability Enrollment and Services - Program Year 2020-2021**

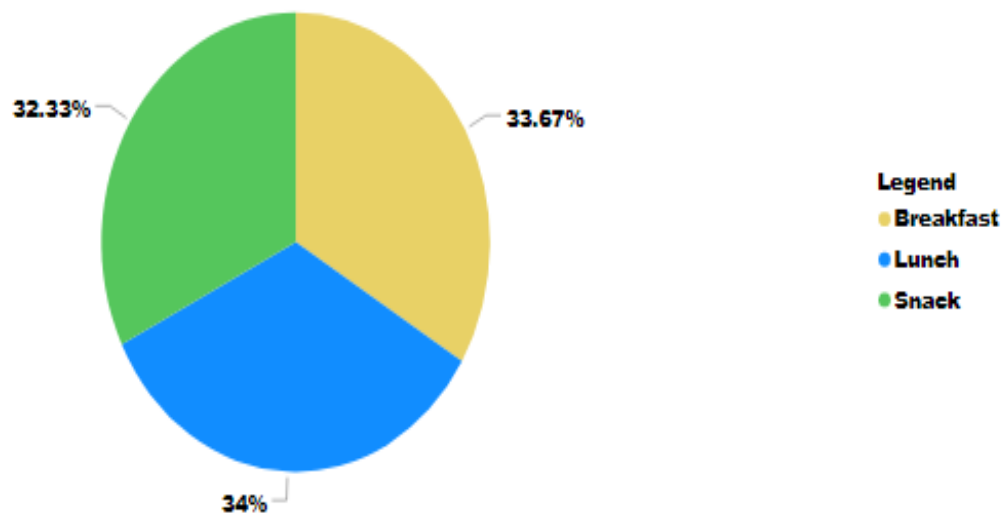


## NUTRITION OUTCOMES

All enrolled children are served breakfast, lunch, and snacks daily. The following chart and graph show the cumulative number of meals served for the program year ; breakfast, lunch, and snacks, for the Hillsborough County Head Start and Early Head Start Program. Mealtime at Head Start is an extension of the classroom wherein children learn gross and fine motor skills, table manners, social skills, and many other self-help skills to prepare them for school. Each day, the children are offered two nourishing meals and a snack that is served family-style. Menus are created by a registered dietitian and follow the Child Care Food Program (CCFP) meal pattern. The menu offers a variety of fresh and frozen fruits and vegetables, lean meats, dairy, and whole-grain bread. The data and chart below show the numbers and percentages of meals provided to the children during the 2020-2021 program year.

Cumulative Meals Served – Program Year August 2020 to July 2021	
Breakfast	29,433
Lunch	29,726
Snacks	28,264
Totals	87,423

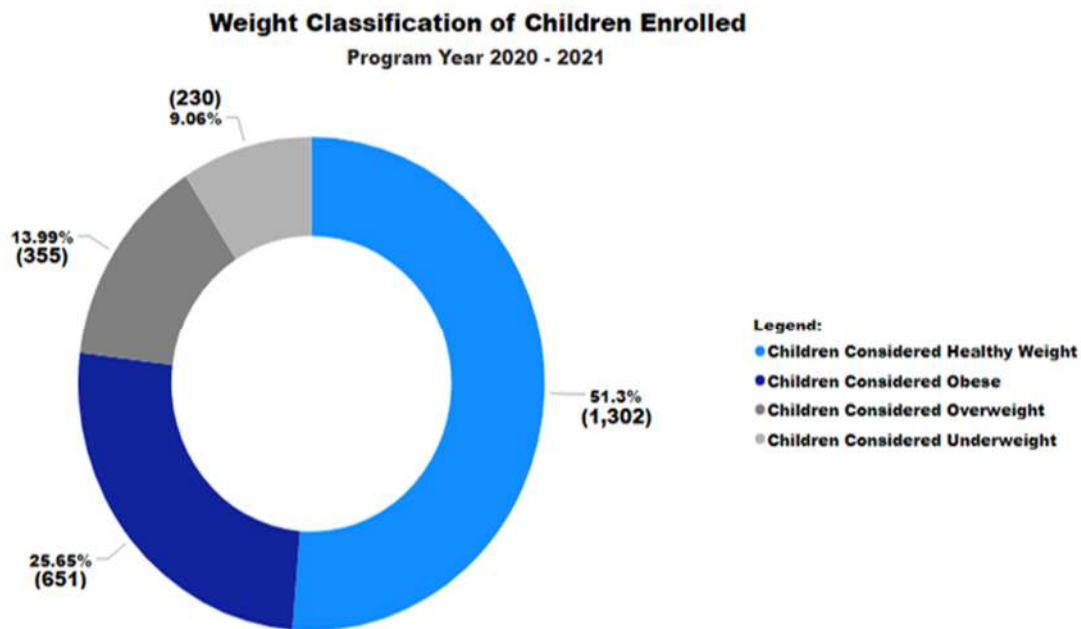
**Cumulative Meals Served – Program Year August 2020 to July 2021**



## WEIGHT CLASSIFICATION

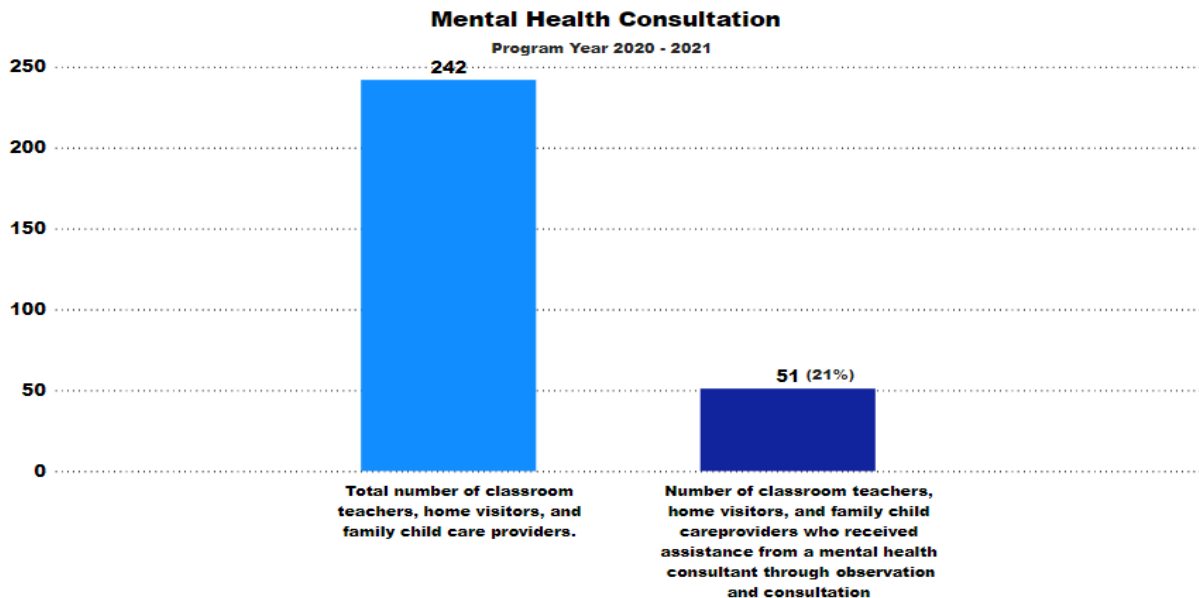
In 2016, updated Head Start Program Performance Standards took effect. These were the first major changes to the standards since the 1970's. The revised standards require Head Start programs (which participate in the Child and Adult Care Food Program or the federal school meals programs) to actively engage in obesity prevention in the classroom and through family partnerships. The following graph shows the overall weight classification of children enrolled program-wide for the year 2020-2021. As noted, approximately 51 percent of the children are at a healthy weight, 25 percent considered obese, 13 percent overweight and nine percent underweight. Program-wide, we will continue to educate parents, encourage daily physical activities that parents can complete with their child, provide activities in the classroom, and provide parents with relevant resources as needed.





## MENTAL HEALTH

A holistic approach to mental health in Head Start and Early Head Start incorporates all aspects of the program, including education, health, nutrition, disability, and social services, as well as staff wellness. Staff wellness is an essential component for supporting the mental health of children and families. Our program actively participates in Hillsborough County's Well4Life initiatives. Parents and staff attend trainings to improve wellness and control health care costs. To maximize our efforts and outcomes in identifying and addressing all mental health needs, the program contracts with an external mental health services provider (Children's Home Society) to offer various levels of children and family therapy, counselling sessions, and staff training. The chart below indicates that there were 242 classroom teachers and other providers in the program in 2020-2021. There were 51 classroom staff members of which 21% received mental health consultation services.



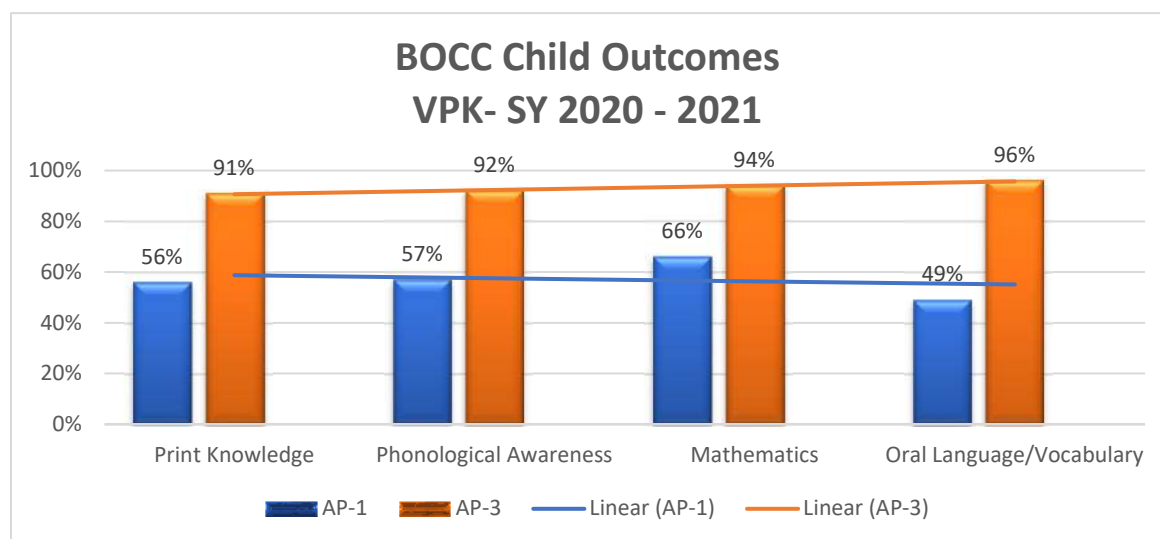
## SCHOOL READINESS OUTCOMES

Head Start promotes school readiness for low-income children by enhancing their cognitive, social, and emotional development. All Head Start agencies are mandated to use research-based assessment methods and tools that reflect the characteristics described in the Head Start Act of 2007, Pub. L. No. 110-134, to support the educational instruction and school readiness of children in the program. Multiple tools are used to allow the program to examine all aspects of classroom effectiveness and progress toward preparation for entry into kindergarten. The assessments provide for individualized education plans to be established, monitored, and tracked throughout the school year. This provides for best practices in the classrooms and assists with staff professional development. Some of the tools used includes Voluntary Pre-Kindergarten (VPK) Assessment Tools, Desired Results Developmental Profile (DRDP) and Classroom Assessment Scoring System (CLASS). It is important to note that the frequency and effectiveness of the assessments were somewhat skewed by the impacts of the COVID-19 pandemic as participation and attendance fell below normal levels.

### VOLUNTARY PRE-KINDERGARTEN

The Voluntary Prekindergarten Assessment includes progress monitoring measures in the areas of Print Knowledge (PK), Phonological Awareness (PA), Oral Language/Vocabulary (OL/V), and Mathematics (MA), which are aligned with the Florida State and Federal Standards for four-year-old children. The purpose of the VPK assessment is to provide teachers with valid and reliable feedback regarding children's progress in attaining the skills in the Florida Early Learning and Developmental Standards for four-year-old children. These skills are future predictors of later school success and have instructional value towards enhancing and developing individual professional development plans for the classroom teachers.

The following data represents the mean score of age-appropriate children participating in VPK classrooms and compares the assessment outcomes across periods 1 and 3 in the program year 2020 – 2021. The data below is calculated based on the formula from the Florida Department of Education, "Understanding the Florida VPK Assessment Scores". The results are suggestive of how children will score on the Kindergarten Readiness Screener upon entry into kindergarten. A score of 70% or higher is the standard score for meeting expectations for the assessment. The chart below indicates progress between Assessment Period 1 and Assessment Period 3 as in Period 1 students were below expectation but by Period 3 students met and exceeded these expectations.



### DESIRED RESULTS DEVELOPMENTAL PROFILE (DRDP)

A program must conduct standardized and structured assessments, which may be observation-based or direct, for each child and should provide ongoing information to evaluate the child's developmental level and progress in outcomes aligned to the goals described in *the Head Start Early Learning Child Outcomes Framework: Ages Birth to Five*. Such assessments must result in usable information for teachers, home visitors, and parents to be conducted with sufficient frequency to allow for individualization within the program year.

During the 2020-2021 program year, the Hillsborough County Head Start Program shifted from "Teaching Strategies Gold Assessment" to using a different assessment tool, "Desired Results Developmental Profile" (DRDP). This is an ongoing child assessment instrument designed for teachers to observe, document, and reflect on the learning development, and progress of children, who are enrolled in the program. The tool measures the child's understanding, skills, and behaviors in a range of domains, determining their developmental level along a developmental continuum. The data retrieved from DRDP measures the following eight domains or components:

- |   |  |
|---|--|
| 1. Approaches to Learning – Self Regulation (ATL-REG) | 5. Cognition Including Math and Science COG) |
| 2. Social and Emotional Development (SED)             | 6. Physical Development–Health (PD-HLTH)     |
| 3. Language and Literacy Development (LLD)            | 7. Social Science (HSS)                      |
| 4. English-Language Development (ELD)                 | 8. Visual and Performing Arts (VPA)          |

Each of the domains listed above are assessed along four levels set for each child during the reporting periods. Within each of the four levels are sub levels which aggregates to form a domain scale of 9 levels listed below:

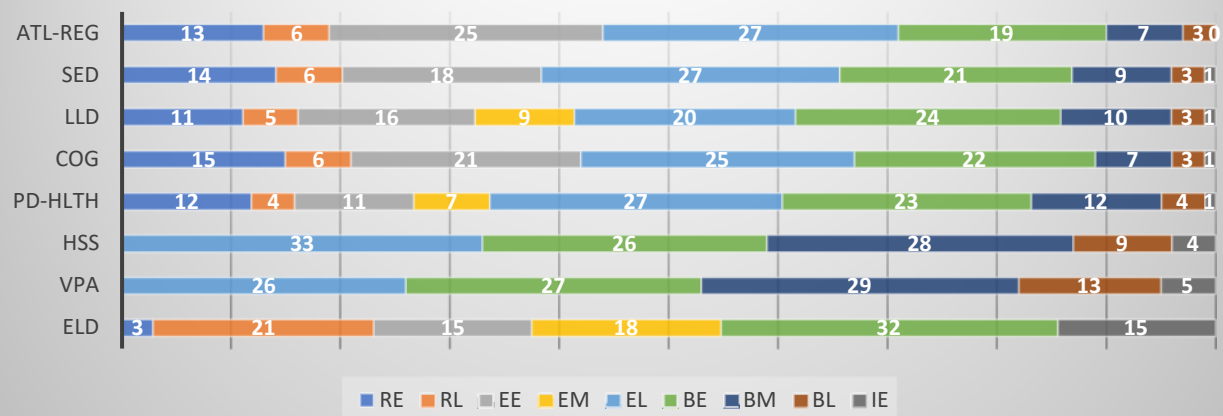
1. **Responding:** Responding Early (**RE**) or Responding Later (**RL**)
2. **Exploring:** Exploring Early (**EE**), Exploring Middle (**EM**), Exploring Later (**EL**)
3. **Building:** Building (**BE**), Building Middle (**BM**), Building Later (**BL**)
4. **Integrating:** Integrating Early (**IE**)



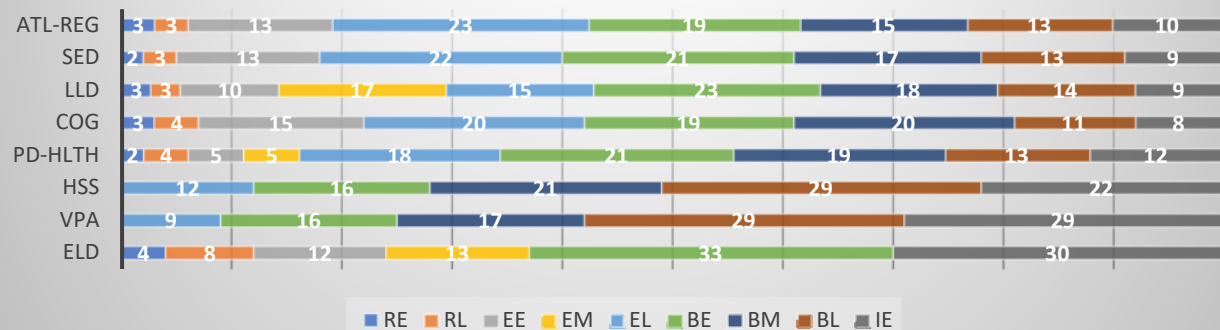
Based on the rating system, the expectation is that at the beginning of the school year (fall) a greater percentage of the children would be assessed at the beginning of the DRDP scale, in the areas of Responding and Exploring. Likewise at the end of the school year, it is expected that more children would have transitioned to the higher levels of Building and Integrating. As shown in the diagram below for the Fall Assessment Period, the percentage of children in the Responding Early level ranged from 0% to 15% across the domains and averaged 8.5% across all domains. This compares with scores ranging from 0% to 4% and an average of 2.13% at fall reflecting a positive trend of a 6.38% reduction in the number of children at the beginning levels. At the end the spring semester, the percentage of children in the

Integrating Early level ranged from 8% to 30% for an average of 16.3% across all domains compared to 0% to 5% for an average of 3.5% in the fall. The observed results are consistent with expectations and demonstrates the level of success attained by the education team even against the backdrop of the COVID – 19 pandemic.

## DRDP Program Percentage (%) Summary Report: FALL SY- 20/21



## DRDP Program Percentage (%) Summary Report: Spring SY-20/21

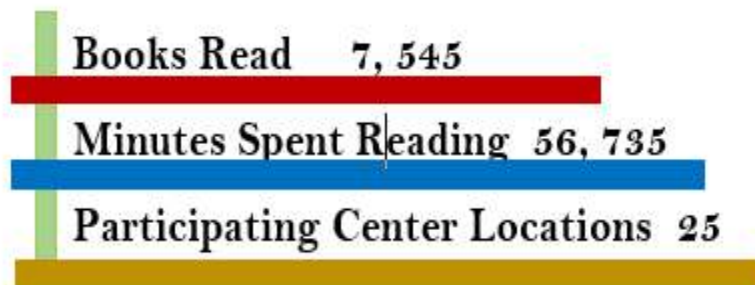


## DIGITAL READING PLATFORM



The Head Start Program places significant importance on collaborative efforts with local entities such as public or school libraries for the purpose of; (a) conducting reading readiness programs, (b) developing innovative programs to excite children about the world of books, including fresh books in the Head Start classroom, (c) supporting parents and other caregivers in literacy efforts.

The Hillsborough County Head Start and Early Head Start Programs, in collaboration with the Hillsborough County Public School Library System, actively participates with myON. This student-centered, personalized digital library gives students access to more than 7,000 enhanced digital books for children and families of all levels and ethnic and social backgrounds. The book titles are dynamically matched to each individual student's interests, current classroom activities, and reading level. By incorporating myON the program can support families by ensuring students can keep reading and learning, even if schools close. Listed below is the following data reported during the program year 2020-2021.



## FISCAL ACCOUNTABILITY:

The Hillsborough County Head Start Program operated on a 2020-2021 federal budget of 33.6 million and non-federal budget of 9.7 million for a combined budget of 43.3 million. Actual performance resulted in federal expenditures of 32.6 million and non-federal expenditures of 7.5 million for total actual expenditure of 40.4 million.

HILLSBOROUGH COUNTY BOCC HEAD START / EARLY HEAD START BUDGET VS ACTUAL PROJECT YR-2020-21 & BUDGETED PROJECT YR 2021-22			
FUNDING CATEGORIES	2021 BUDGET	2021 ACTUAL (10/2020-09/2021)	2022 BUDGET
<b>Federal Share:</b>			
Head Start	\$ 27,884,838.00	\$ 26,965,946.80	\$ 26,997,409.00
Early Head Start	\$ 5,689,335.00	\$ 5,619,914.80	\$ 5,636,438.00
<b>Total Federal Share</b>	<b>\$ 33,574,173.00</b>	<b>\$ 32,585,861.60</b>	<b>\$ 32,633,847.00</b>
<b>Non-Federal Share:</b>			
Grantee Agency Head Start	\$ 3,125,568.00	\$ 2,894,360.43	\$ 3,637,385.00
Grantee /In-Kind	\$ 308,218.00	\$ 35,608.72	\$ 164,001.00
Voluntary Pre-Kindergarten (VPK)	\$ 1,221,490.00	\$ 155,658.63	\$ 1,221,490.00
Grantee Agency Early Head Start	\$ 975,099.00	\$ 644,077.01	\$ 1,309,266.00
<b>Total Grantee Non-Federal Share</b>	<b>\$ 5,630,375.00</b>	<b>\$ 3,729,704.79</b>	<b>\$ 6,332,142.00</b>
Delegate Agency Head Start	\$ 3,382,284.00	\$ 3,056,097.41	\$ 3,247,927.00
Delegate Agency Early Head Start	\$ 703,104.00	\$ 709,775.16	\$ 696,573.00
<b>Total Delegate Non-Federal Share</b>	<b>\$ 4,085,388.00</b>	<b>\$ 3,765,872.57</b>	<b>\$ 3,944,500.00</b>
<b>Total Non-Federal Share</b>	<b>\$ 9,715,763.00</b>	<b>\$ 7,495,577.36</b>	<b>\$ 10,276,642.00</b>
<b>Total HS/EHS Federal &amp; Non-Federal Share</b>	<b>\$ 43,289,936.00</b>	<b>\$ 40,081,438.96</b>	<b>\$ 42,910,489.00</b>
Prior-Year Expenditure Refunds	\$ 5,432.00	\$ -	\$ 2,000.00
Child & Adult Care Food Program (CACFP)	\$ 1,433,263.00	\$ 354,306.52	\$ 1,433,263.00
<b>Total Program Funds</b>	<b>\$ 44,728,631.00</b>	<b>\$ 40,435,745.48</b>	<b>\$ 44,345,752.00</b>

## PROGRAM ACCOMPLISHMENTS AND ACCREDITATIONS

**NATIONAL ACCREDITATIONS** – All Hillsborough County Board County Commissioners Head Start/Early Head Start Centers are accredited by the National Association for the Education of Young Children (NAEYC); exemplifying the highest professional standards for early childhood education programs. Our delegate program, under the Hillsborough County Public Schools, is accredited by the National Accreditation Commission for Early Care and Education (NAC). In addition, Family Child Care Homes, with the support of their delegate agency (Lutheran Services of Florida, Inc., and Tampa Metropolitan Area YMCA), are accredited by the National Association of Family Child Care (NAFCC).

## COMMUNITY INVOLVEMENT AND PARTNERSHIPS:

Alpha Phi Alpha Fraternity, Inc.	Moffitt Cancer Center
Bay Care	myOn
Berkeley Preparatory School	NoMad Art Bus
Bess the Book Bus	Parents as Partners
CARD (Center for Autism Related Disorders-USF)	Seniors in Service of Tampa Bay
Children's Board	Prodigy Moves
Chrysalis Health Tampa	Reach Up
Dr. Guillermo Porro, DDS	School Health Corporation
Early Steps Program-USF	School Specialty
Feeding Tampa Bay	Suncoast Community Health Center
Florida Department of Health	Tampa Family Health Center
Florida Health Hillsborough County	Tampa Bay Breastfeeding Task Force
Florida West Coast Credit Union	Tampa Bay Asthma Coalition
Goodwill Suncoast Inc. "Book Works" Program	Tampa Family Health Centers
Gracepoint	Tampa Housing Authority
GTE Financial	United Way Suncoast Tampa Bay Area
Head Start Community Foundation	USF-College of Nursing / Public Health (Interns)
Hillsborough County Immunization Task Force	USF-Mental Health (Interns)
Kaplan Early Learning Company	Well-Care
Keeping Tampa Bay Beautiful	WIC (Women; Infants& Children)
Lakeshore Learning	WTMP (97.5 FM Radio)
Metropolitan Ministries	School Health Corporation
Hillsborough Community College -Brandon-South Shore-Tampa Campuses	
Hillsborough County Childhood Lead Poisoning Prevention & Healthy Homes	
Hillsborough County Schools Exceptional Student Education Department	
Hillsborough County Cooperative Extension Services	



# HILLSBOROUGH COUNTY HEAD START LOCATIONS 2020-2021

HEAD START/EARLY HEAD START CENTERS	PHONE
Bealsville HS: 5100 Horton Rd., Bealsville 33586	757-3732
Brandon Community HS: 9547 E. Columbus Dr., Tampa 33619	744-5323
Calhoun HS/EH: 2911 E. Henry Ave., Tampa 33610	276-6503
Grant Park HS: 4422 E. Columbus Dr. Tampa 33605	384-4098
Jackson Springs HS: 7345 Jackson Springs Rd., Tampa 33634	554-5042
Kimmins: 1502 E. 22nd Ave., Tampa 33605	272-6130
LaPaloma HS: 3419 N. Nebraska Ave., Tampa 33605	272-8540
Lee Davis HS: 3402 N. 22nd Street, Tampa 33605	276-2170
Mango HS/EHS: 11210 Broadway Ave., Tampa 33584	744-5687
McCloud HS: 2103 N. Rome Ave., Tampa 33607	276-2169
MOSI HS: 4901 E. Fowler Ave., Tampa 33617	987-6214
North Tampa HS: 14013 N. 22nd St., Tampa 33613	903-3493
Nye Park HS: 630 Sunset Lane., Lutz 33549	233-2943
Plant City HS: 1304 Alsobrook, Plant City 33563	757-3894
Robles Park HS: 3814 N. Central Ave., Tampa 33603	276-2173
South County HS: 215 S. 14th Ave., S.E. Ruskin 33570	671-7683
Strawberry Hills HS/EHS: 701 Tillman Place, Plant City 33566	757-3935
Tampa Heights HS/EHS: 175 E. Francis Ave., 33602	252-2088
Town & Country Commons HS: 7606 Paula Dr., Tampa 33615	554-5111
<b>CONTRACTED SITES</b>	
Bible Based HS/EHS: 8718 N. 46th St., Tampa 33617	980-0559
Easter Seals HS: 2401 E. Henry Ave., Tampa 33610	236-5589
Kings Kids EHS: 3000 N. 34th St., Tampa 33605	666-1568
R'Club HS: 12420 Telecom Dr., Tampa 33637	979-0002
<b>FAMILY CHILD CARE HOME DELEGATE AGENCIES (EHS)</b>	
Tampa Metropolitan Area YMCA: 110 E. Oak Ave., Tampa 33602	224-9622
Lutheran Services Florida: 3635 W. Waters Ave., Tampa 33614	676-9489
<b>HILLSBOROUGH COUNTY PUBLIC SCHOOLS (HS)</b>	
Bing Elem., 6409 36th Ave., South, Tampa 33619	744-8088
Bryan Elem., 2006 W. Oak Ave., Plant City 33566	767-9300
Burney Elem., 901 S. Evers St. Plant City 33566	707-7334
Chiaramonte Elem., 6001 S. Hines Ave., Tampa 33604	272-3066
Citrus Park Elem., 7700 Gunn Hwy., Tampa 33625	558-5356
Clairmel Elem., 1025 S, 78th St. Tampa 33619	744-8080
Cleveland Elem., 723 E. Hamilton Ave., Tampa 33604	276-5583
Cork Elem., 3501 N. Cork Road, Plant City 33565	757-9353
Cypress Creek Elem., 4040 19 Ave. NE., Ruskin	671-5167
Desoto Elem., 2618 Corrine St. Tampa 33605	276-5779
Dickenson Elem., 4720 Kelly Rd., Tampa 33615	873-4732
Dover Elem., 3035 Nelson Ave., Dover 33527	757-9457

HILLSBOROUGH COUNTY PUBLIC SCHOOLS (HS)	PHONE
Egypt Lake Elem., 6707 N. Glen Ave., Tampa 33614	872-5225
Encore 1004 Nebraska Ave., Tampa 33602	272-5559
Edison Elem., 1607 E. Curtis St. Tampa 33610	276-5579
Forest Hills Elem., 10112 Ola Ave, Tampa 33612	975-7633
Foster Elem 2014 E Diana St, Tampa, FL 33610	276-5573
Frost Elem 3950 Falkenburg Road, Riverview 33569	740-4900
Gibson Elem., 7727 Gibsonton Dr., Gibsonton 33534	671-5100
Graham Elem., 2915 Massachusetts Ave., Tampa 33602	276-5408
James Elem., 4302 E. Ellicott St., Tampa 33610	740-4800
Just Elem., 1315 Spruce St., Tampa 33607	276-5708
Kenly Elem., 2909 66th St., Tampa 33619	744-8074
Knights Elem., 4815 N. Keene Rd., Plant City 33565	757-9333
Lamb Elem., 6274 S. 78th St., Tampa 33619	605-4950
Lincoln Elem., 1207 E Renfro St., Plant City 33566	757-9329
Lockhart Elem., 3719 North 17th St., Tampa 33610	276-5727
Lopez Elem., 200 N. Kingsway Rd., Seffner 33584	744-8000
Mango Elem., 4220 Hwy 579, Seffner 33584	744-8028
Muller Elem., 13615 N. 22nd St., Tampa 33613	558-1355
Oak Grove Elem., 6315 N. Armenia Ave., Tampa 33605	356-1532
Oak Park Elem., 2716 N. 46th St., Tampa 33605	740-7733
Potter Elem., 3224 E. Cayuga St. Tampa. 33610	276-5564
Reddick Elem., 325 W. Lake Dr., Wimauma 33598	671-5105
Riverview Elem., 10804 Hanaway Rd., Riverview 33569	671-5105
Robinson Elem., 4801 S. Turkey Creek Rd., Plant City 33567	757-9424
Robles Elem., 4405 E. Sligh Ave., Tampa 33610	744-8033
Ruskin Elem., 101 E College Ave, Ruskin 33570	
Seminole Elem., 6201 Central Ave, Tampa 33604	
Shaw Elem., 11311 N. 15th St., Tampa 33612	975-7366
Sheehy Elem., 6402 North 40th St., Tampa 33610	233-3800
Springhead Elem., 3208 Nesmith Road, Plant City 33566	757-9321
Sulphur Springs Elem., 8412 13th Street, Tampa 33604	975-7305
Tampa Bay Blvd Elem., 3111 Tampa Bay Blvd., Tampa 33607	872-5208
Thompson Elem., 2020 Shell Point Rd. E, Ruskin 33570	938-1203
Thonotosassa Elem., 10150 Skew Lee Ln., Thonotosassa 33592	987-6987
Town N Country Elem., 6025 Hanley Rd., Tampa 33567	871-7500
Trapnell Elem., 1605 W. Trapnell Rd., Plant City 33567	757-9313
Washington B.T. Elem., 1407 Estelle St., Tampa 33605	233-3720
West Shore Elem., 7110 S. West Shore Blvd, Tampa	272-3080
Wilson Elem., 702 English St., Plant City 33566	757-9307
Wimauma Elem., 5709 Hickman, Wimauma 33598	671-5759
Witter Elem., 10801 N. 22nd St., Tampa 33612	975-7383
Woodson Elem	



## LOOKING AHEAD

We continue to work with children and families to ensure that they develop the skills, knowledge, and attitude necessary to be successful and productive members of our community. As we navigate through challenges, we are guided by data collection systems which will inform the building of flagship institutions, delivering services and achieving positive outcomes in state-of-the-art facilities. We remain committed to providing a platform for the success of our children and families. We will continue our response to the changing environment by building on our strong foundations which are vested in our skilled and committed staff. The program continues to receive excellent support from the Hillsborough County Board of County Commissioners, the Hillsborough County citizens, other businesses, and affiliated academic Community Partners.